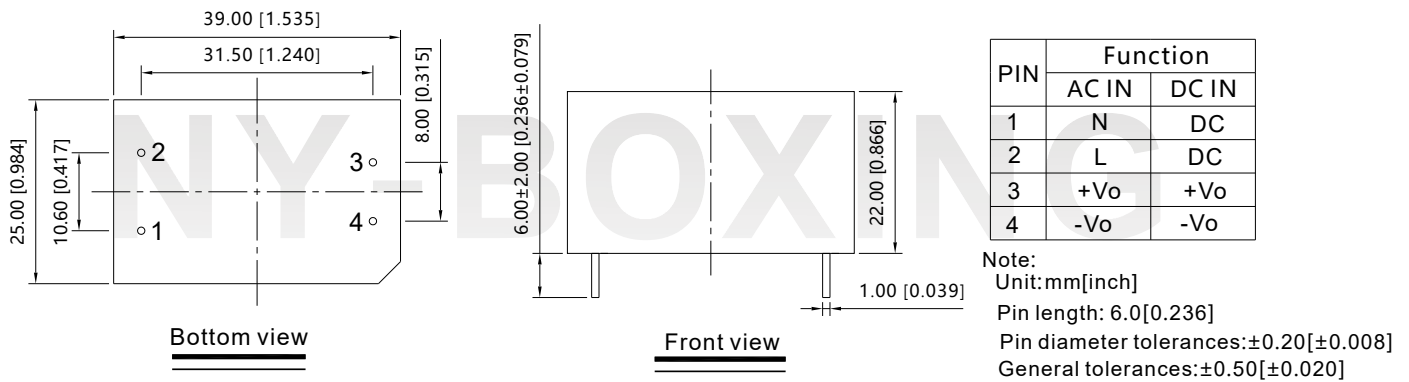


**5W AC/DC SMPS**
**DESCRIPTION**


- ★ Wide input AC85~264V & DC100~375V
- ★ Output short circuit, over-current protection
- ★ Compact size, high power density
- ★ I/O isolation test voltage 3k VAC
- ★ Low ripple & noise
- ★ RoHS Compliant
- ★ Industrial grade, high reliability
- ★ Three-year quality assurance

NE05-1Axx series is one of Nyboxing's highly efficient green power AC-DC Converter series. They feature ultra-wide wide input range accepting either AC or DC voltage, high efficiency, low power consumption and Class II reinforced insulation.

**Dimensions**

**Selection Guide**

Part No.	Output Power	Nominal Output Voltage and Current	Efficiency at 230VAC (%) Typ.	Capacitive Load (μF) Max.	Dimensions (L×W×H)
NE05-1A05		5V/1000mA	68%	1000μF	39.0x25.0x22.0mm
NE05-1A09		9V/550mA	70%	680μF	
NE05-1A12	5W	12V/420mA	73%	470μF	
NE05-1A15		15V/330mA	74%	330μF	
NE05-1A24		24V/210mA	76%	220μF	

**Input Specifications**

Item	Operating Conditions	Min	Typ	Max
Input Voltage Range	AC input	85VAC	--	264VAC
	DC input	100VDC	--	375VDC
Input Frequency		47Hz	--	63Hz
Stand-by Power Consumption		--	0.2W	--

Input Current	115VAC	--	120mA	--
	230VAC	--	60mA	--

### Output Specifications

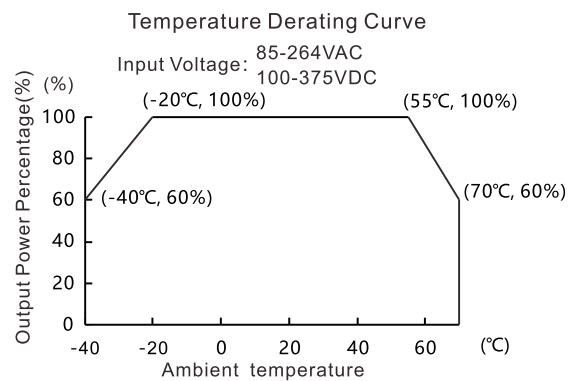
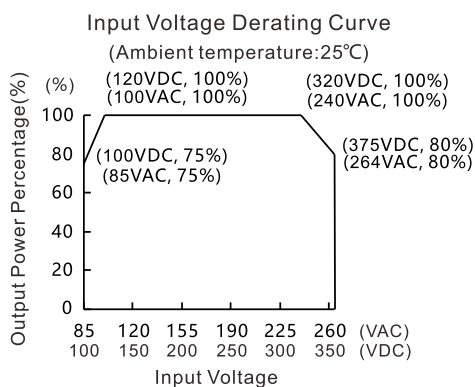
Item	Operating Conditions	Min	Typ	Max
Output Voltage Accuracy		--	±1%	--
Line Regulation	Full load	--	±1.5%	±3%
Load Regulation	10%~100% Load	--	±2.5%	±3%
Output ripple noise	20MHz bandwidth	--	100mV	--
Short Circuit Protection	(Peak-to-peak)	Hiccup, continuous, self-recovery		
Over-current Protection		≥110%Io		
Minimum Load		0	--	--
Start delay time		--	500ms	--
Hold-up Time		--	10ms	--

Note: \* The "parallel cable" method is used for Ripple and noise test, please refer to AC-DC Converter Application Notes for specific information.

### General Specifications

Item	Operating Conditions	Min	Typ	Max
Isolation	Input-Output, Test for 1min	--	3000VAC	--
Operating Temperature		-40°C	--	+70°C
Storage Temperature		-40°C	--	+105°C
Storage Humidity		--	--	95%RH
Working frequency		--	65KHz	--
MTBF	MIL-HDBK-217F, 25°C		215,000h	
Casing Material	Black flame-retardant and heat-resistant plastic (UL94-V0)			

### Product Characteristic Curve



## Design Reference

### 1 Typical application

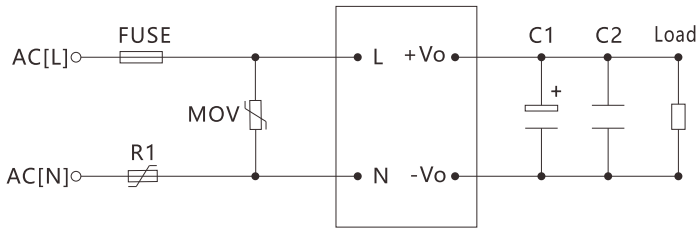


Fig. 1: Typical circuit diagram

#### Note

We recommend using an electrolytic capacitor with high frequency, and low ESR rating for C1 (refer to manufacturer's datasheet). Choose a Capacitor voltage rating with at least 20% margin, in other words not exceeding 80%. C2 is a ceramic capacitor used for filtering high-frequency noise.

### 2 EMC compliance recommended circuit

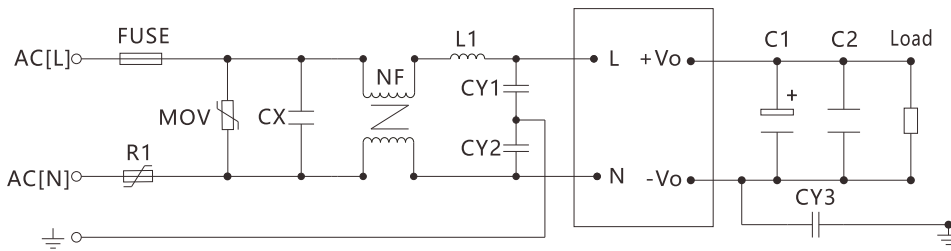


Fig 2: EMC application circuit with higher requirements

### 3 Input part: parameter recommendation

Component	Recommended value
FUSE	1A/250VAC, slow blow required
R1	10Ω/1W Safety Resistance
MOV	471KD10
CX	0.1μF/275VAC
L1	470μH
NF	10mH-30mH
CY1,CY2,CY3	1000pF/250V

### 4 Output part: parameter recommendation

Output voltage	5V	9V	12V	15V	24V
C1	220μF/10V		220μF/25V		68μF/35V
C2			1μF/50V		

## Safety precautions

- 1.If the product is not operated within the required load range, the product performance cannot be guaranteed to comply with all parameters in the datasheet;
2. Unless otherwise specified, parameters in this datasheet were measured under the conditions of Ta=25°C, humidity<75% with nominal input voltage and rated output load;
3. All index testing methods in this datasheet are based on our Company's corporate standards;
4. We can provide product customization service, please contact our technicians directly for specific information;
5. For more product information, please visit our official website ( [www.gzny-boxing.com](http://www.gzny-boxing.com) ) or email us ( [sales@gzny-boxing.com](mailto:sales@gzny-boxing.com) ).