
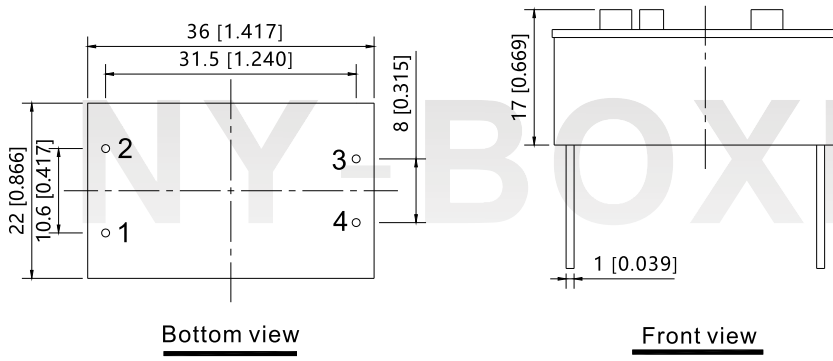


5W AC/DC SMPS
DESCRIPTION


- ★ Wide input AC85~264V & DC100~375V
- ★ Output short circuit, over-current protection
- ★ Compact size, high power density
- ★ I/O isolation test voltage 3k VAC
- ★ Low ripple & noise
- ★ RoHS Compliant
- ★ Industrial grade, high reliability
- ★ Three-year quality assurance

NL05-AxxN series is one of Nyboxing's highly efficient green power AC-DC Converter series. They feature ultra-wide wide input range accepting either AC or DC voltage, high efficiency, low power consumption and Class II reinforced insulation.

Dimensions


PIN	Function	
	AC IN	DC IN
1	N	-Vi
2	L	+Vi
3	+Vo	+Vo
4	-Vo	-Vo

Note:
 Unit:mm[inch]
 Pin diameter tolerances:±0.20[±0.008]
 General tolerances:±0.50[±0.020]

Selection Guide

Part No.	Output Power	Nominal Output Voltage and Current	Efficiency at 230VAC (%) Typ.	Capacitive Load (μF) Max.	Dimensions (L×W×H)
NL05-A05N	5W	5V/1000mA	68%	1000μF	36.0x22.0x17.0mm
NL05-A09N		9V/550mA	70%	680μF	
NL05-A12N		12V/420mA	73%	470μF	
NL05-A15N		15V/330mA	74%	330μF	
NL05-A24N		24V/210mA	76%	220μF	

Input Specifications

Item	Operating Conditions	Min	Typ	Max
Input Voltage Range	AC input	85VAC	--	264VAC
	DC input	100VDC	--	375VDC

Input Frequency		47Hz	--	63Hz
Stand-by Power Consumption		--	0.2W	--
Input Current	115VAC	--	120mA	--
	230VAC	--	60mA	--

Output Specifications

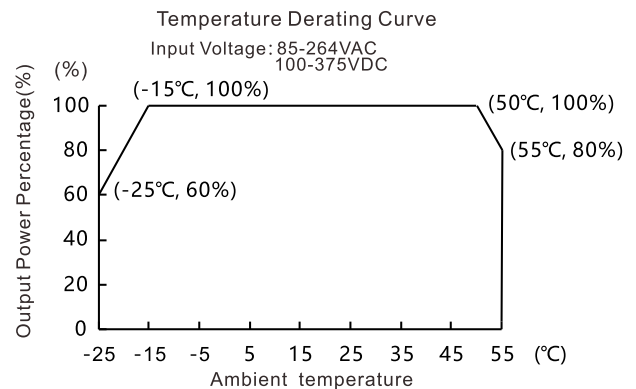
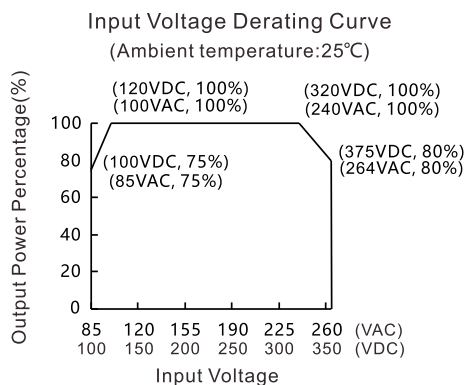
Item	Operating Conditions	Min	Typ	Max
Output Voltage Accuracy		--	±3%	--
Line Regulation	Full load	--	±1.5%	--
Load Regulation	10%~100% Load	--	±3%	--
Ripple & Noise*	20MHz bandwidth	5V Output	150mV	--
	(peak-to-peak value)	Other output	100mV	--
Short Circuit Protection	Hiccup, continuous, self-recovery			
Over-current Protection	≥110%Io			
Minimum Load	0			
Start delay time	500ms			
Hold-up Time	10ms			

Note: * The "parallel cable" method is used for Ripple and noise test, please refer to AC-DC Converter Application Notes for specific information.

General Specifications

Item	Operating Conditions	Min	Typ	Max
Isolation	Input-Output, Test for 1min	--	3000VAC	--
Operating Temperature		-25°C	--	+55°C
Storage Temperature		-40°C		+105°C
Storage Humidity		--	--	95%RH
Working frequency		--	65KHz	--
MTBF	MIL-HDBK-217F, 25°C		215,000h	
Casing Material	Black flame-retardant and heat-resistant plastic (UL94-V0)			

Product Characteristic Curve



Design Reference

1 Typical application

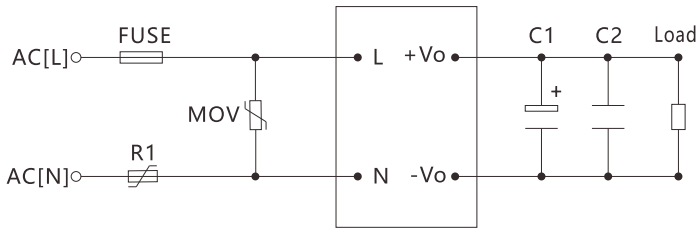


Fig. 1: Typical circuit diagram

Note

We recommend using an electrolytic capacitor with high frequency, and low ESR rating for C1 (refer to manufacturer's datasheet). Choose a Capacitor voltage rating with at least 20% margin, in other words not exceeding 80%. C2 is a ceramic capacitor used for filtering high-frequency noise.

2 EMC compliance recommended circuit

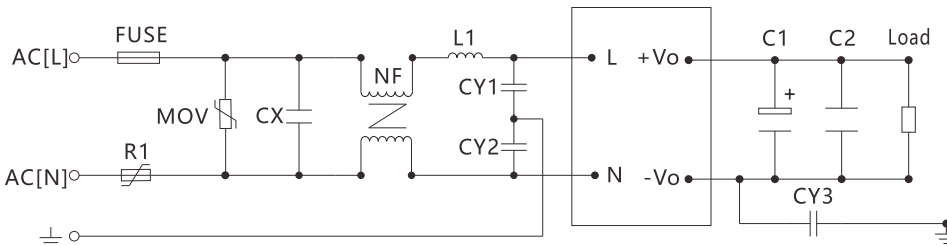


Fig 2: EMC application circuit with higher requirements

3 Input part: parameter recommendation

Component	Recommended value
FUSE	1A/250V slow-blow required
R1	10Ω/1W Safety Resistance
MOV	471KD10
CX	0.1μF/275VAC
L1	470μH
NF	10mH-30mH
CY1,CY2,CY3	1000pF/250V

4 Output part: parameter recommendation

Output Voltage	5V	9V	12V	15V	24V
C1	220μF/10V		220μF/25V		68μF/35V
C2			1μF/50V		

Safety precautions

- 1.If the product is not operated within the required load range, the product performance cannot be guaranteed to comply with all parameters in the datasheet;
2. Unless otherwise specified, parameters in this datasheet were measured under the conditions of Ta=25°C, humidity<75% with nominal input voltage and rated output load;
3. All index testing methods in this datasheet are based on our Company's corporate standards;
4. We can provide product customization service, please contact our technicians directly for specific information;
5. For more product information, please visit our official website (www.gzny-boxing.com) or email us (sales@gzny-boxing.com).